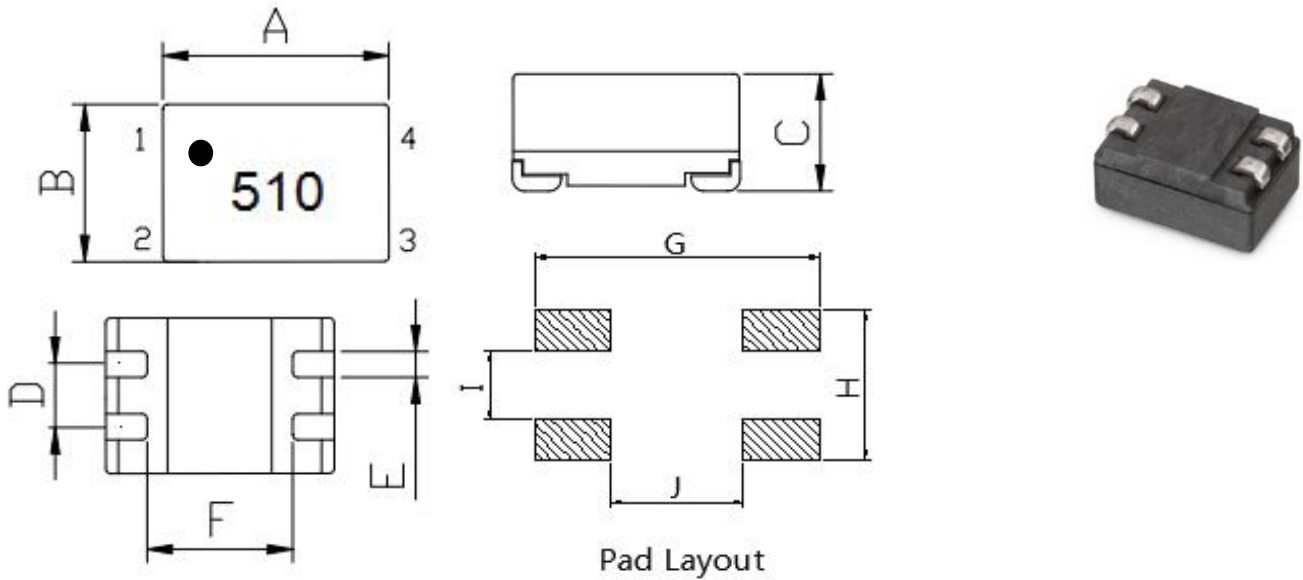
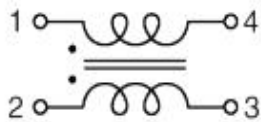


● 外观图/DIMENSION (单位/UNIT: mm)



A: 9.2 ± 0.3	B: 6.0 ± 0.3	C: 5.0 ± 0.3	D: 2.54 ± 0.2	E: 1.00 ± 0.1
F: 5.70 Typ	G: 9.5 Typ	I: 2.5 Typ	H: 3.74 Typ	J: 5.5 Typ

● 电路图/CIRCUIT DIAGRAM



● 注意事项/NOTE:

1. 印字: Gulim 6.5#, 白色
2. 平整度: 0.1MM MAX

● 电气特性/ELECTRICAL CHARACTERISTIC

Part Number	Inductance L1=L2 (uH)		DC Resistance (Ω)Max.	Rated Current (A)Max.	Impedance (Ω)Min	Freq. range (MHz)	Rated Volt. (Vdc)Max	IR (Ω)Min.
GCM-0905C-100Y	10 +50%/-30%	1KHz/0.1V	0.08	1.6	300	10~200	50	10M
GCM-0905C-250Y	25 +50%/-30%	1KHz/0.1V	0.16	1.0	600	10~100	50	10M
GCM-0905C-400Y	40 +50%/-30%	1KHz/0.1V	0.25	0.9	800	10~100	50	10M
GCM-0905C-510Y	51 +50%/-30%	1KHz/0.1V	0.32	0.8	500	10~100	50	10M
GCM-0905C-251Y	250 ±50%	100KHz/5mV	0.13	1.2	400	10~100	50	10M
GCM-0905C-471Y	470 ±50%	100KHz/5mV	0.14	1.1	500	10~100	50	10M
GCM-0905C-501Y	500 ±50%	100KHz/5mV	0.15	1.0	400	10~100	50	10M
GCM-0905C-102Y	1000 ±50%	100KHz/5mV	0.31	0.8	600	10~100	50	10M
GCM-0905C-202Y	2000 ±50%	100KHz/5mV	0.42	0.6	1000	10~100	50	10M
GCM-0905C-472Y	4700 ±50%	100KHz/5mV	0.90	0.4	3000	0.3~3	50	10M
GCM-0905C-652Y	6500 ±50%	100KHz/5mV	1.05	0.3	4000	0.3~2	50	10M

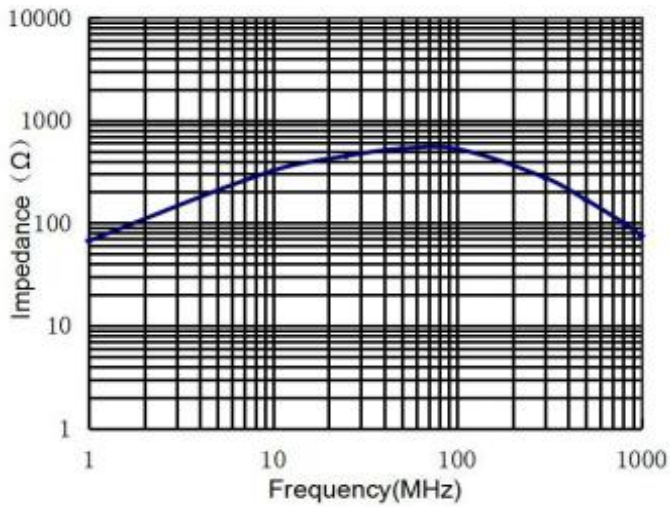
- (1).Rated Current: Temp.rise 40°C Typ
- (2).Operating Temperature: -20°C up to +80°C
- (3).Storage Temperature: -20°C up to +40°C, 75% RH max.

● 材料清单/MATERIAL LIST

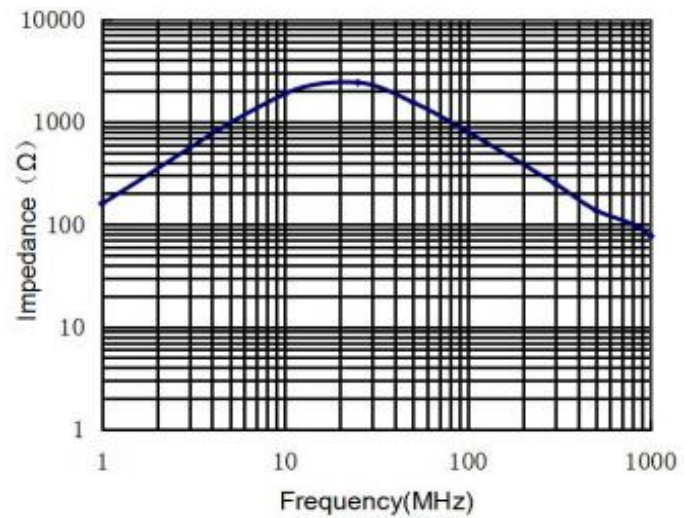
NO.	ITEM	DESCRIPTION
1	CORE	FERRITE
2	CASE	LCP SC-0186
3	WIRE	P180 Grd1
4	ADHESIVE	XNR-3614
5	TIN	107H
6	INK	WHITE

● 特征曲线/CHARACTERISTICS(REFERENCE)

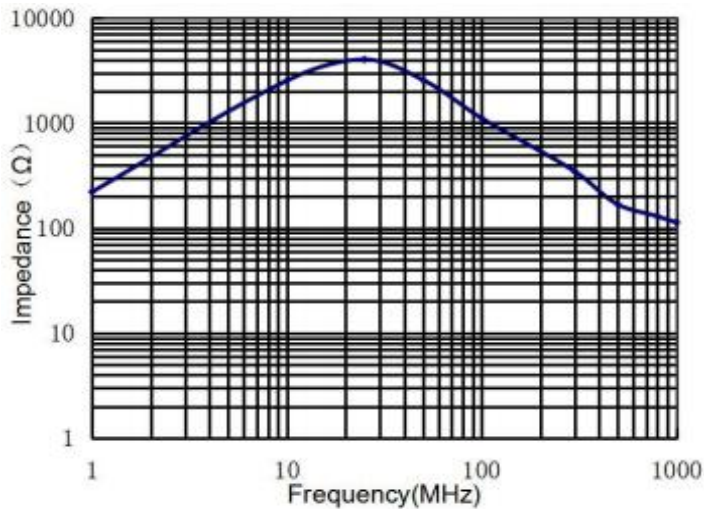
GCM-0905C-100



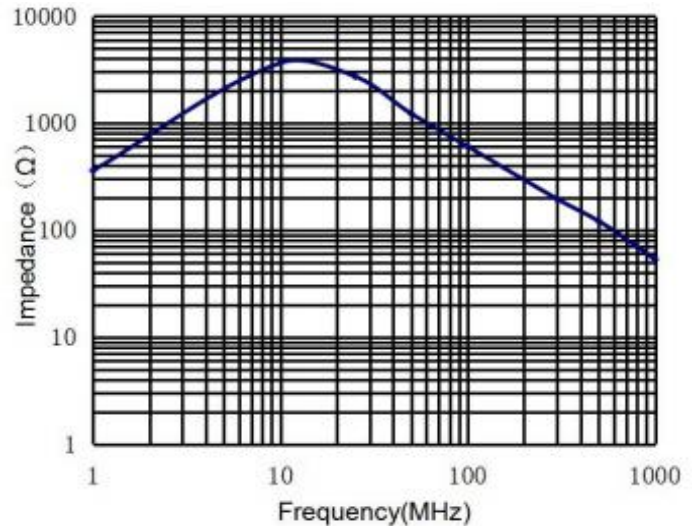
GCM-0905C-250



GCM-0905C-400

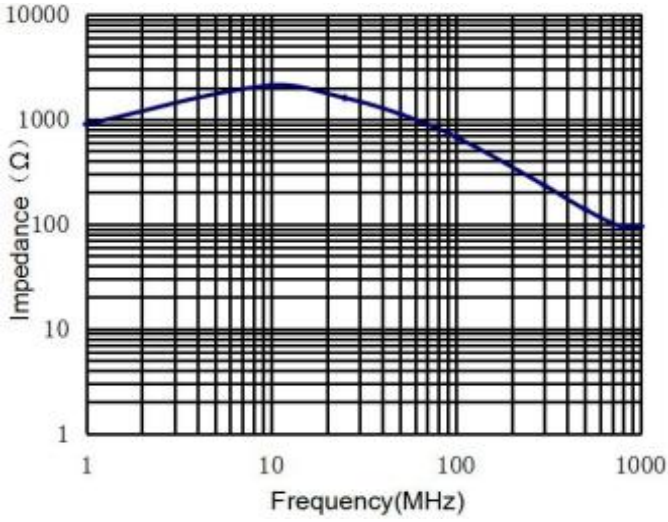


GCM-0905C-510

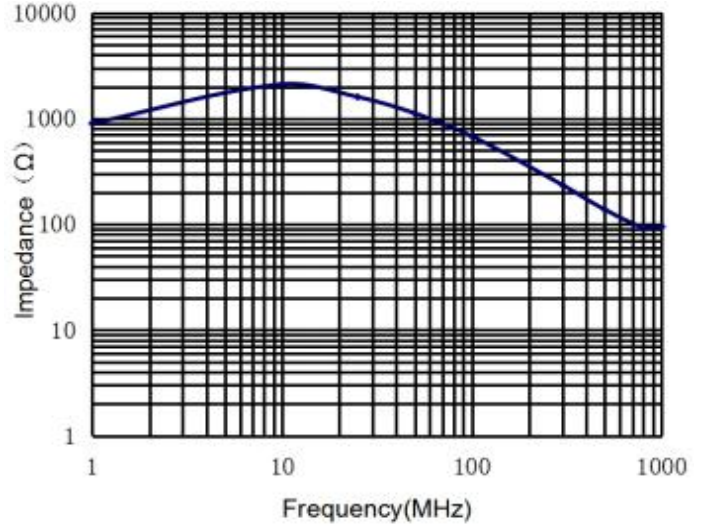


● 特征曲线/CHARACTERISTICS(REFERENCE)

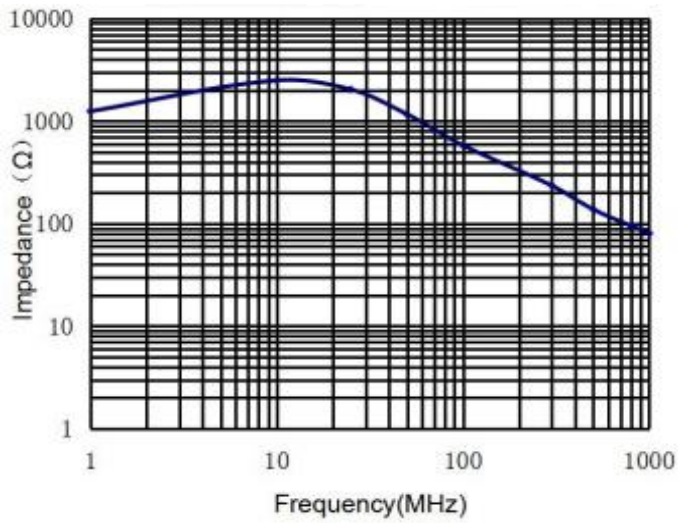
GCM-0905C-251



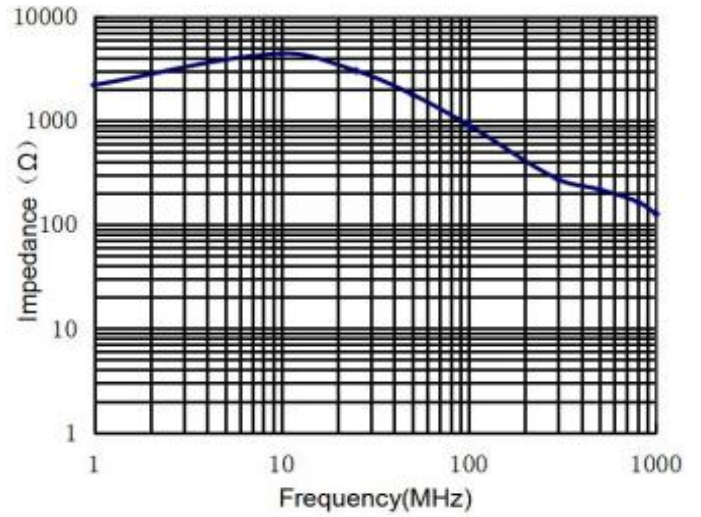
GCM-0905C-471



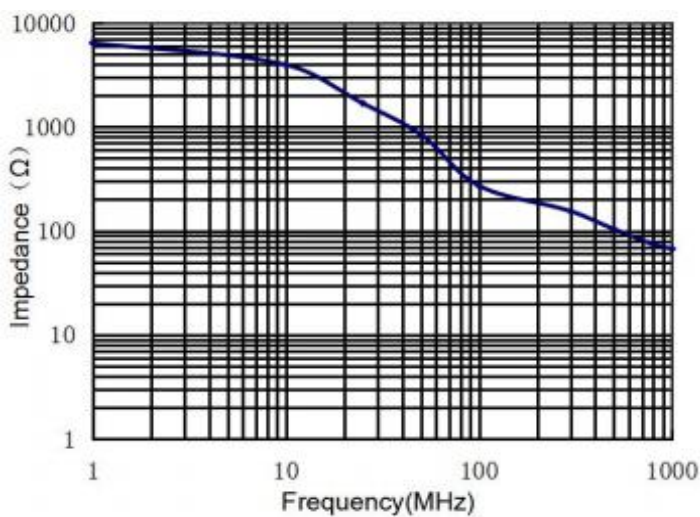
GCM-0905C-501



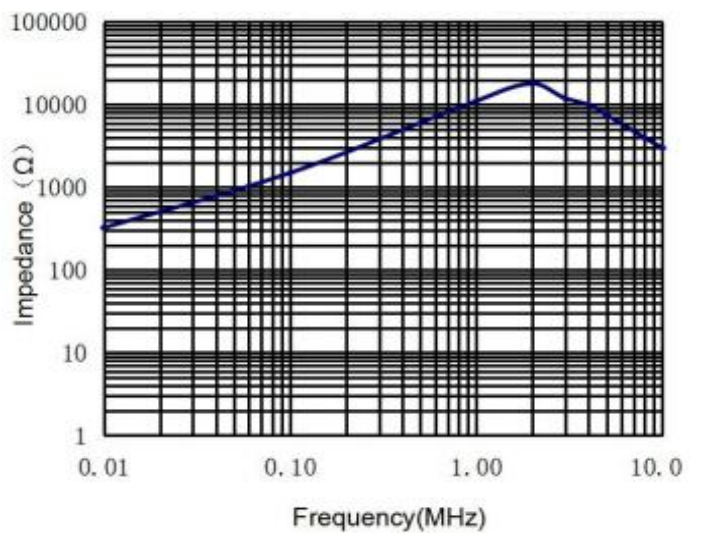
GCM-0905C-102



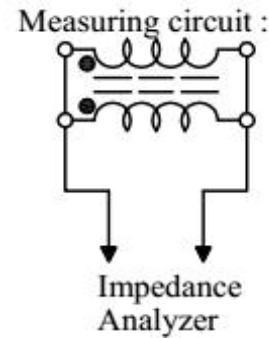
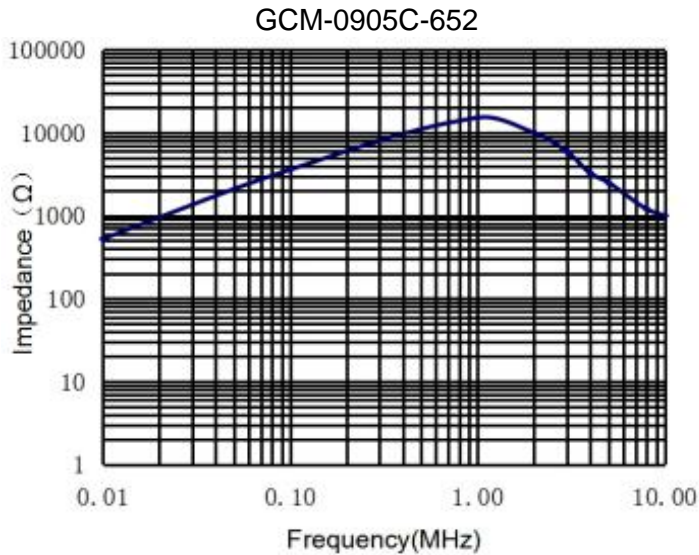
GCM-0905C-202



GCM-0905C-472



● 特征曲线/CHARACTERISTICS(REFERENCE)



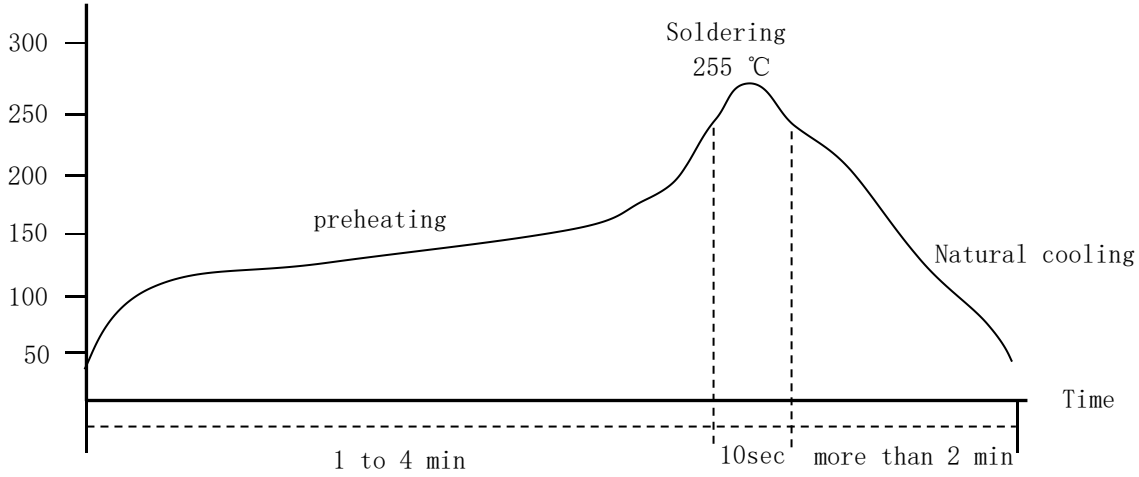
● 可靠性测试/RELIABILITY TESTING

Operating Temperature	- 20 to +80 °C (Contain Heating coil)
Appearance Inspection	No external defects by visual inspection
Terminal Strength	After soldering , between copper plaet and terminals of coils , push in two directions of X , Y with standing 10N(1.02kg) for10+/-2 sec. Terminal should not peel off. (Refer to figure at right)
Heat endurance of reflow soldering	Refer to figure
Insulating resistance	Over 100 MΩ at 100V D.C . between wire and core
Dielectric Strength	Apply at 0.5KV 3mA for 1 minute between wire and core
Temperature characteristics	Inductance coefficient (0~2,000) × 10 / °C (- 20~ + 80 °C)
Humidity characteristics	Inductance deviation within ± 10% , after 96 hours in 90~95% relative humidity at 40 ± 2 °C and 1 hours drying under normal condition
A test is made under the above	mentioned condition , and it is kept for 2 hours in the normal

● 可靠性测试/RELIABILITY TESTING

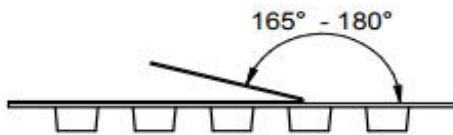
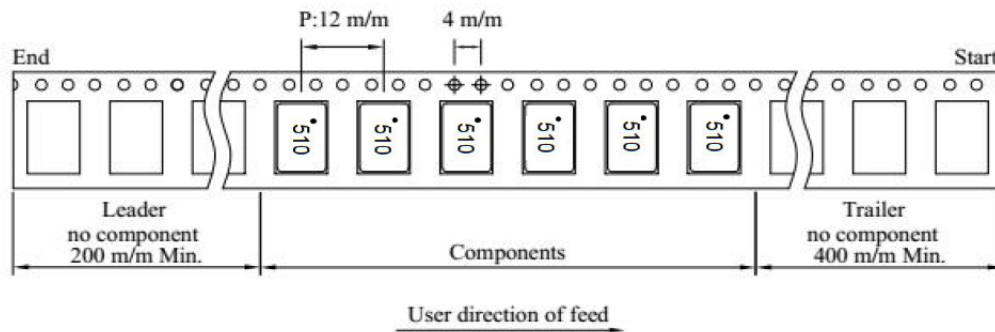
IR Reflow profile

Temperature °C

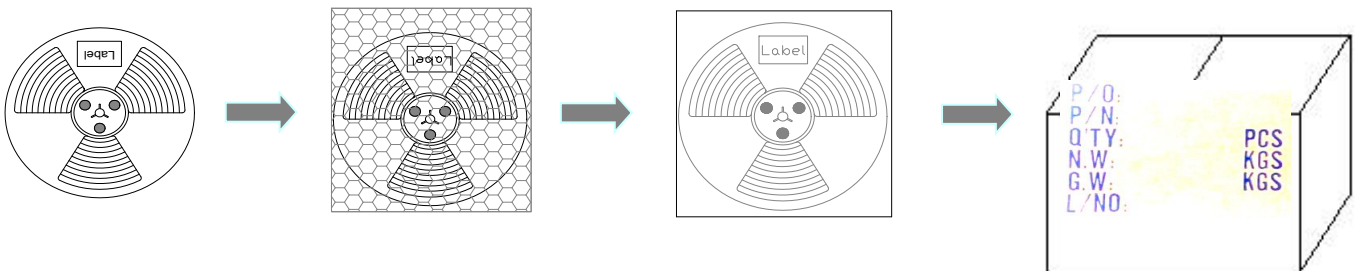


Temperature and humidity . After that , no mechanical and electrical defect should be found .

● 包装规格/PACKING SPECIFICATIONS (单位/UNIT: mm)



Tape width	Distance	Pull-of force
16 mm	12 mm	10~120g



轮盘: 13' (直径330mm)
数量: 1000PCS/盘

PE袋
数量: 3000PCS/袋

内盒
数量: 3000PCS/盒

外箱, 数量: 15000PCS/箱
不足整箱用内盒或填充物装满